




# FABLEVISION

# GAMES

## Quick Start Guide

Welcome to **FableVision Games!**

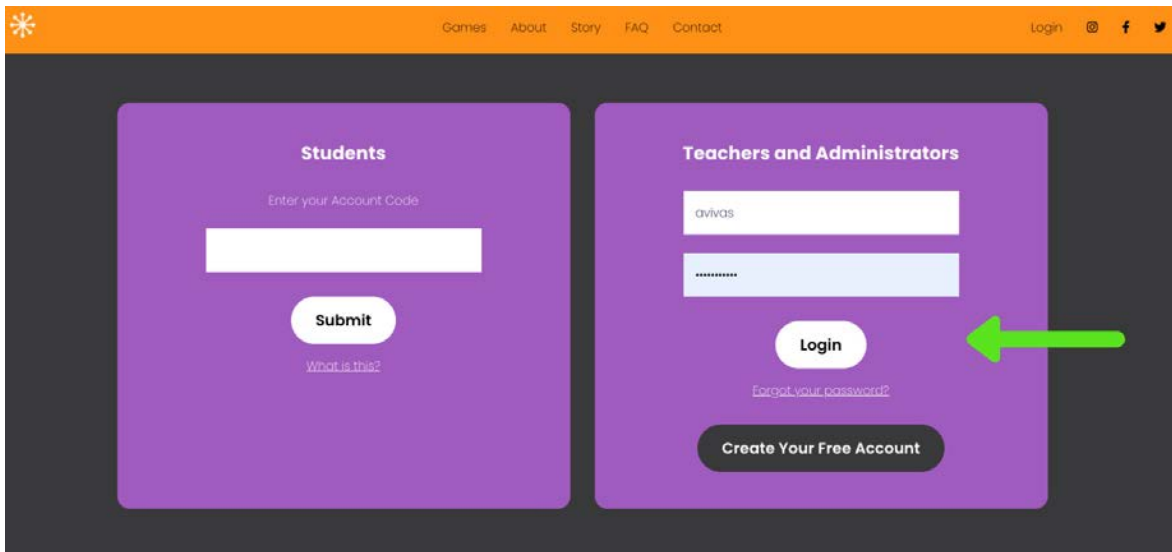
To get started with your account, please refer to the instructions below



Visit <https://www.fablevisiongames.com/homepage> to start your account. Choose the **Login** button in the upper right corner of the page



As an educator, you will log in where it says **Teachers and Administrators**.

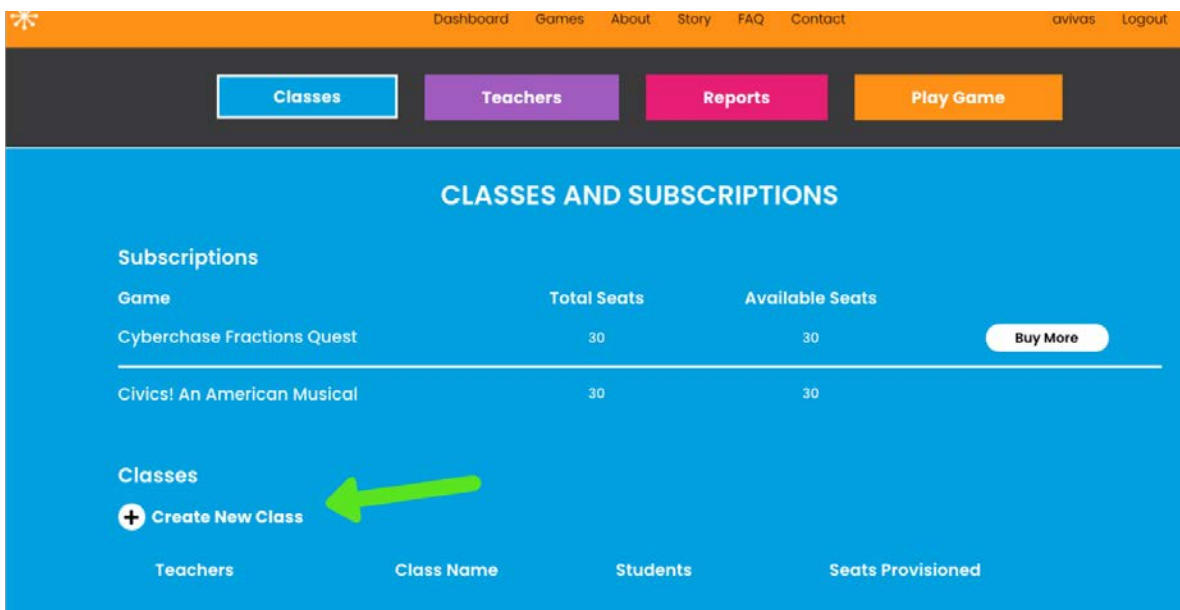


(The Student login is where your students can access their accounts).

To jump right into the game, click **Play Game**.

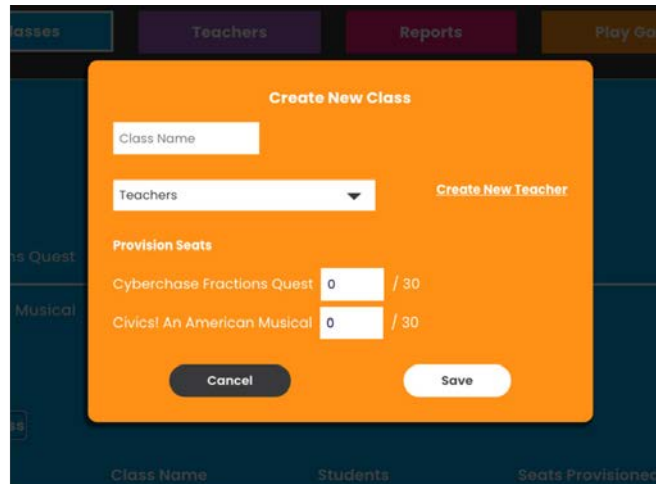
To manage your account—add teachers, classes and students—continue with the instructions below.

Visit the **Classes** page. To add a class click **Create New Class**.



To create a new class, enter a class name and provision seats to your class.

At this point you can also choose to create a new teacher OR select the drop down menu to choose an existing teacher.

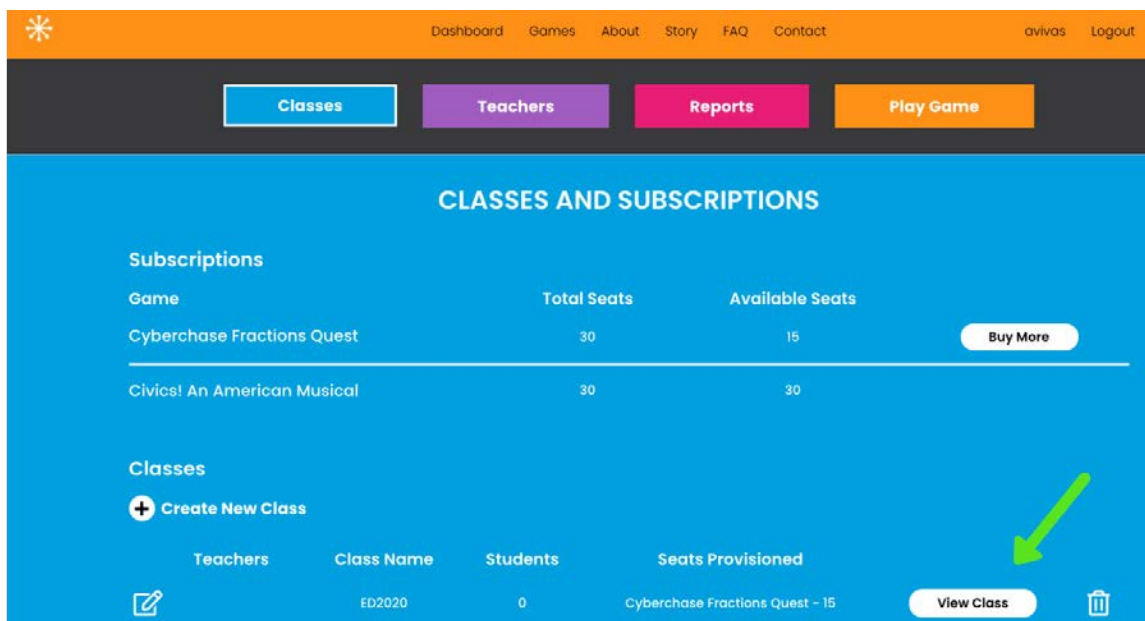


The screenshot shows a modal window titled "Create New Class" with an orange background. It contains the following fields and options:

- Class Name:** A text input field.
- Teachers:** A dropdown menu with a "Create New Teacher" link next to it.
- Provision Seats:** Two rows of input fields. The first row is for "Cyberchase Fractions Quest" with a value of 0 and a total of 30. The second row is for "Civics! An American Musical" with a value of 0 and a total of 30.
- Buttons:** "Cancel" and "Save" buttons at the bottom.

Below the modal, a table header is partially visible with columns: "Class Name", "Students", and "Seats Provisioned".

Once created, click **View Class** to create student accounts.



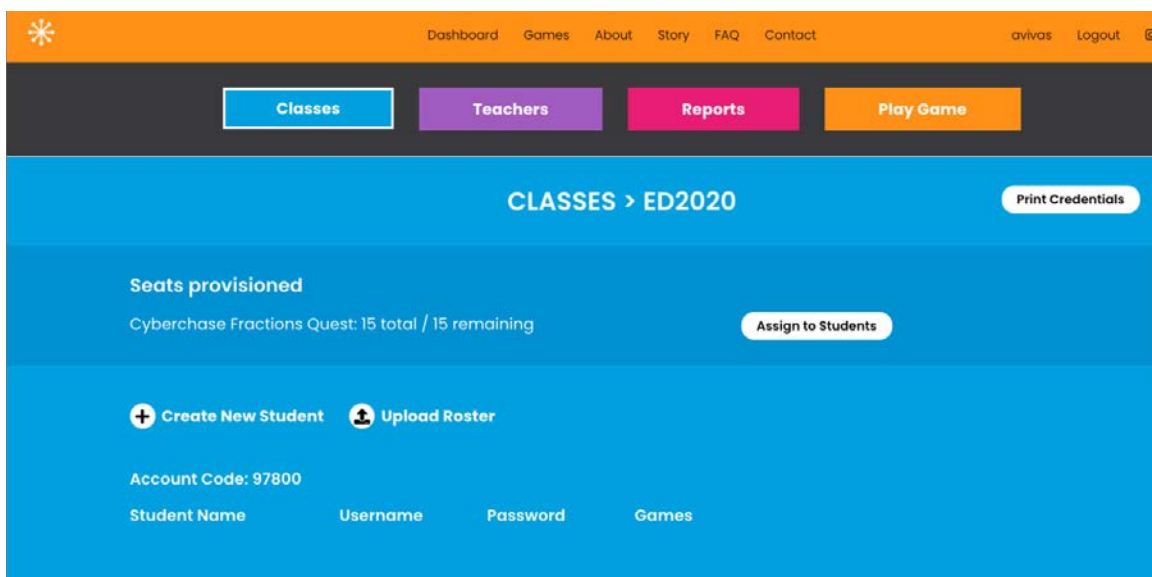
The screenshot shows the "CLASSES AND SUBSCRIPTIONS" dashboard. It features a navigation bar with "Classes", "Teachers", "Reports", and "Play Game". The main content area is divided into two sections:

- Subscriptions:** A table with columns "Game", "Total Seats", and "Available Seats". It lists "Cyberchase Fractions Quest" (30 total, 15 available) and "Civics! An American Musical" (30 total, 30 available). A "Buy More" button is next to the first row.
- Classes:** A section with a "+ Create New Class" button and a table. The table has columns "Teachers", "Class Name", "Students", and "Seats Provisioned". It shows one class: "ED2020" with 0 students and 15 seats provisioned for "Cyberchase Fractions Quest". A "View Class" button and a trash icon are at the bottom right of the table.

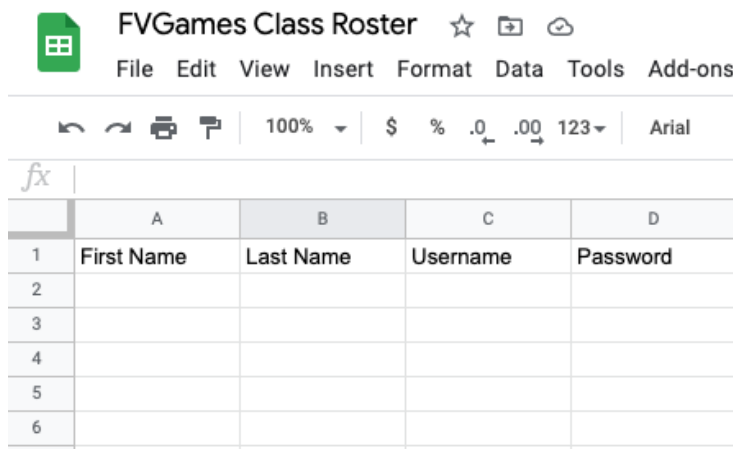
A green arrow points to the "View Class" button.



Choose **Create New Student** to add student accounts manually or **Upload Roster** to import through downloadable template.



If you choose **Upload Roster**, you can download the template and fill in the information required: First Name, Last Name, Username and Password.

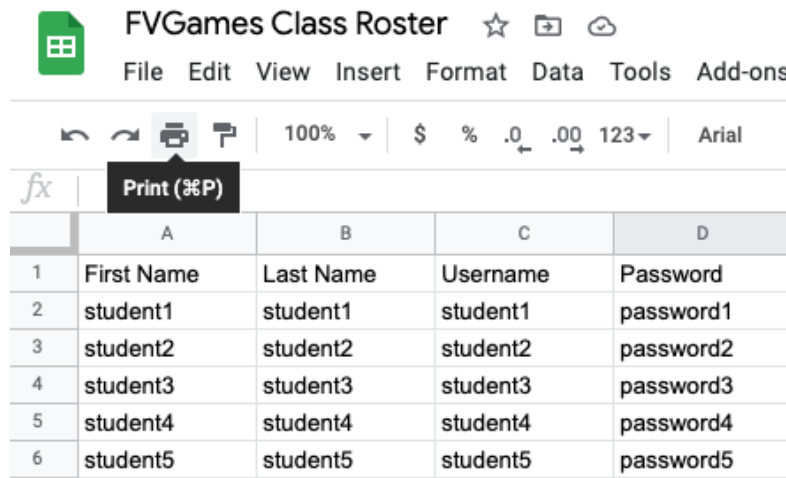


The information you use to fill out the form is completely up to you. You can choose generic usernames and passwords or something that is already familiar to your students.



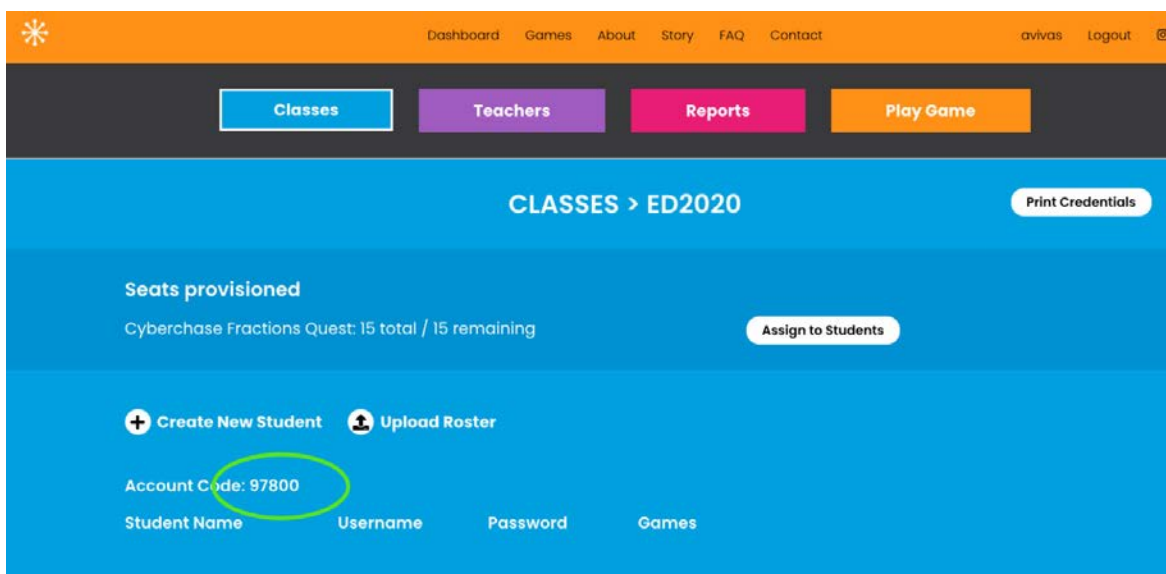
See an example below.

**Please note:** passwords are required to be 6 characters or more.



	A	B	C	D
1	First Name	Last Name	Username	Password
2	student1	student1	student1	password1
3	student2	student2	student2	password2
4	student3	student3	student3	password3
5	student4	student4	student4	password4
6	student5	student5	student5	password5

Once your student accounts have been created, your students will need the access code to their class in order to access their accounts when logging in on the homepage.



Dashboard Games About Story FAQ Contact avivas Logout

Classes Teachers Reports Play Game

CLASSES > ED2020 [Print Credentials](#)

Seats provisioned  
Cyberchase Fractions Quest: 15 total / 15 remaining [Assign to Students](#)

[+ Create New Student](#) [Upload Roster](#)

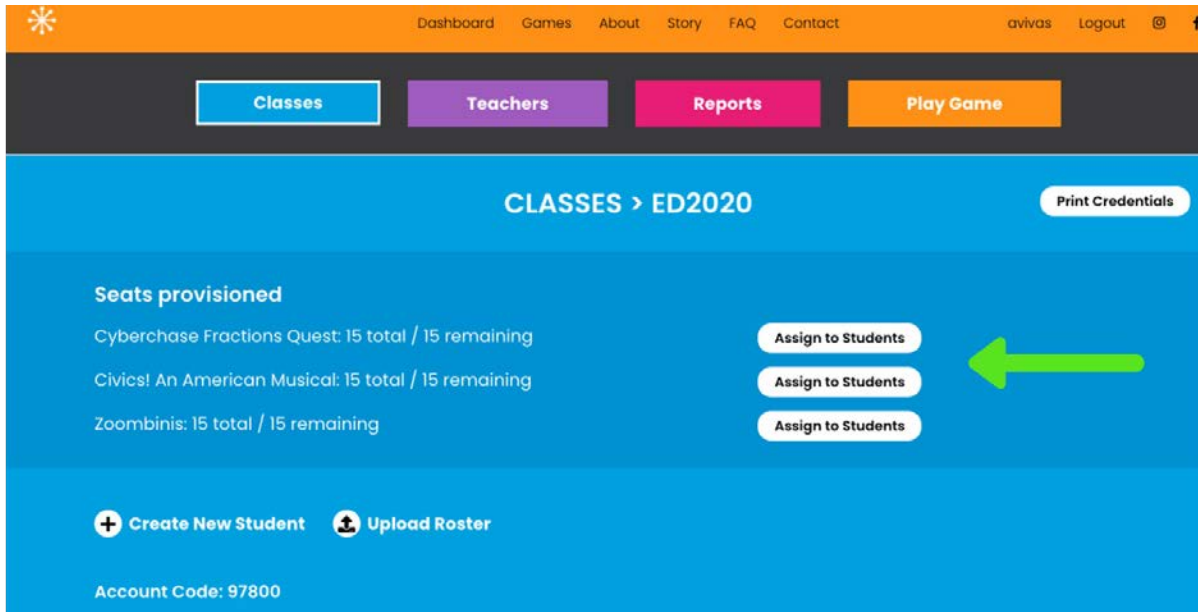
Account Code: 97800

Student Name	Username	Password	Games
--------------	----------	----------	-------

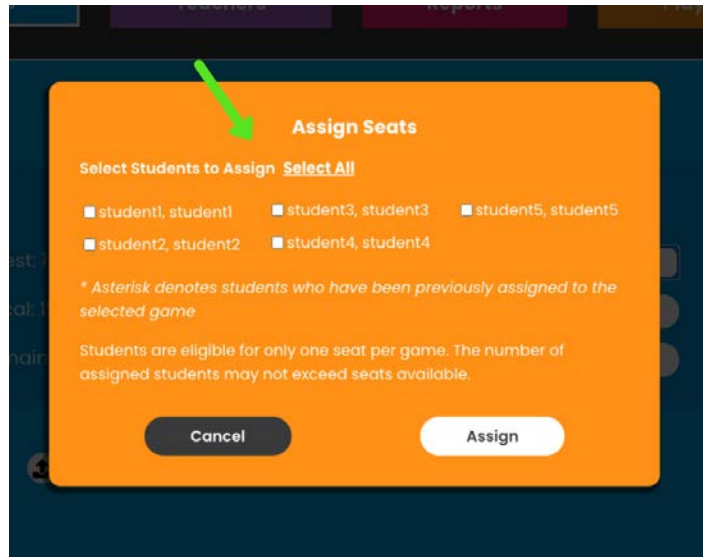
Once your student accounts are created, you will need to assign seats to give them access to each game in your account.



Choose **Assign to Students**.



And check each student you wish to assign to that game. You can also choose to **Select All**.



You can also assign seats to each student individually by clicking **Edit Student**.



CLASSES > ED2020 Print Credentials

**Seats provisioned**



Cyberchase Fractions Quest: 15 total / 15 remaining Assign to Students


Civics! An American Musical: 15 total / 15 remaining Assign to Students

Zoombinis: 15 total / 15 remaining Assign to Students

[+ Create New Student](#) [Upload Roster](#)

Account Code: 97800

Student Name	Username	Password	Games	
student1 student1	student1	password1		<span>Edit Student</span> 
student2 student2	student2	password2		<span>Edit Student</span> 



Here you will also find options to edit student information or to transfer student to a different class.

**Edit Student**

<p><b>First Name</b></p> <input type="text" value="student1"/>	<p><b>Last Name</b></p> <input type="text" value="student1"/>
<p><b>Username</b></p> <input type="text" value="student1"/>	<p><b>Password</b></p> <input type="text" value="password1"/>

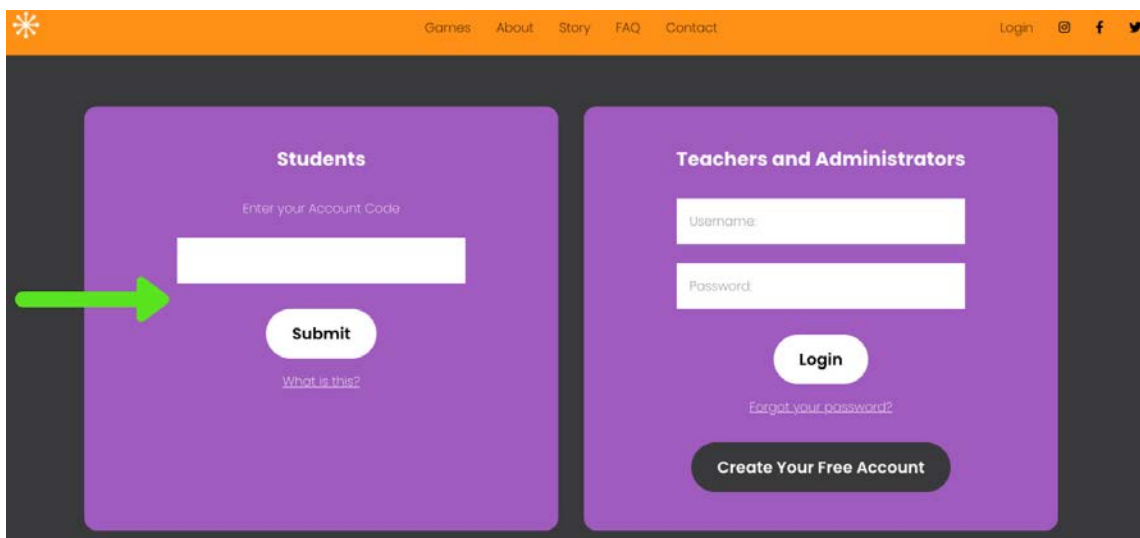
<p><b>Licenses</b></p>	<p><b>Assign Additional Seats</b></p> <ul style="list-style-type: none"> <li><input type="checkbox"/> Civics! An American Musical (15/0)</li> <li><input type="checkbox"/> Cyberchase Fractions Quest (15/0)</li> <li><input type="checkbox"/> Zoombinis (15/0)</li> </ul>
------------------------	--

Transfer Student

Cancel Save

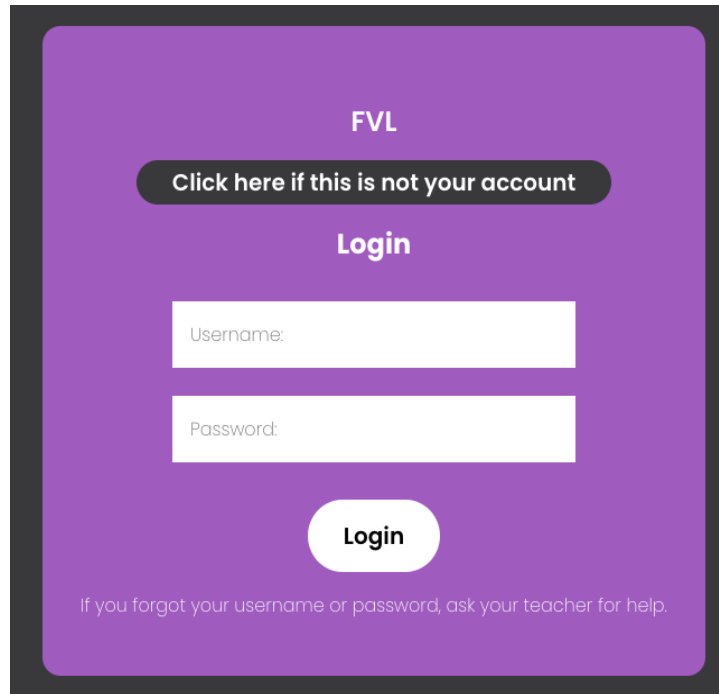


Students will log in using the same URL as teachers: <https://www.fablevisiongames.com/homepage> and follow the login instructions. Please be sure to provide students with their **Account Code** along with their **Username** and **Password**.

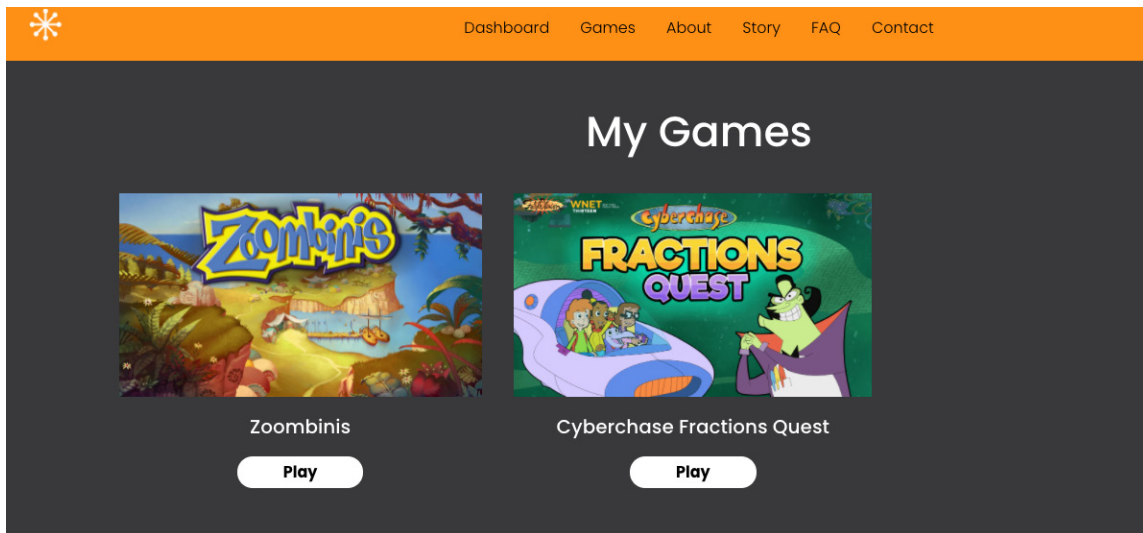




Once the student has entered their account code, they will be asked to enter their username and password (as seen below).



They can then choose 'Play' to begin the game.



For more information, visit [fablevisiongames.com](http://fablevisiongames.com).

© 2020 FableVision Inc.

